

S.S. OIL MILLS LIMITED

Corporate Briefing Session

28-10-2020

INDEX

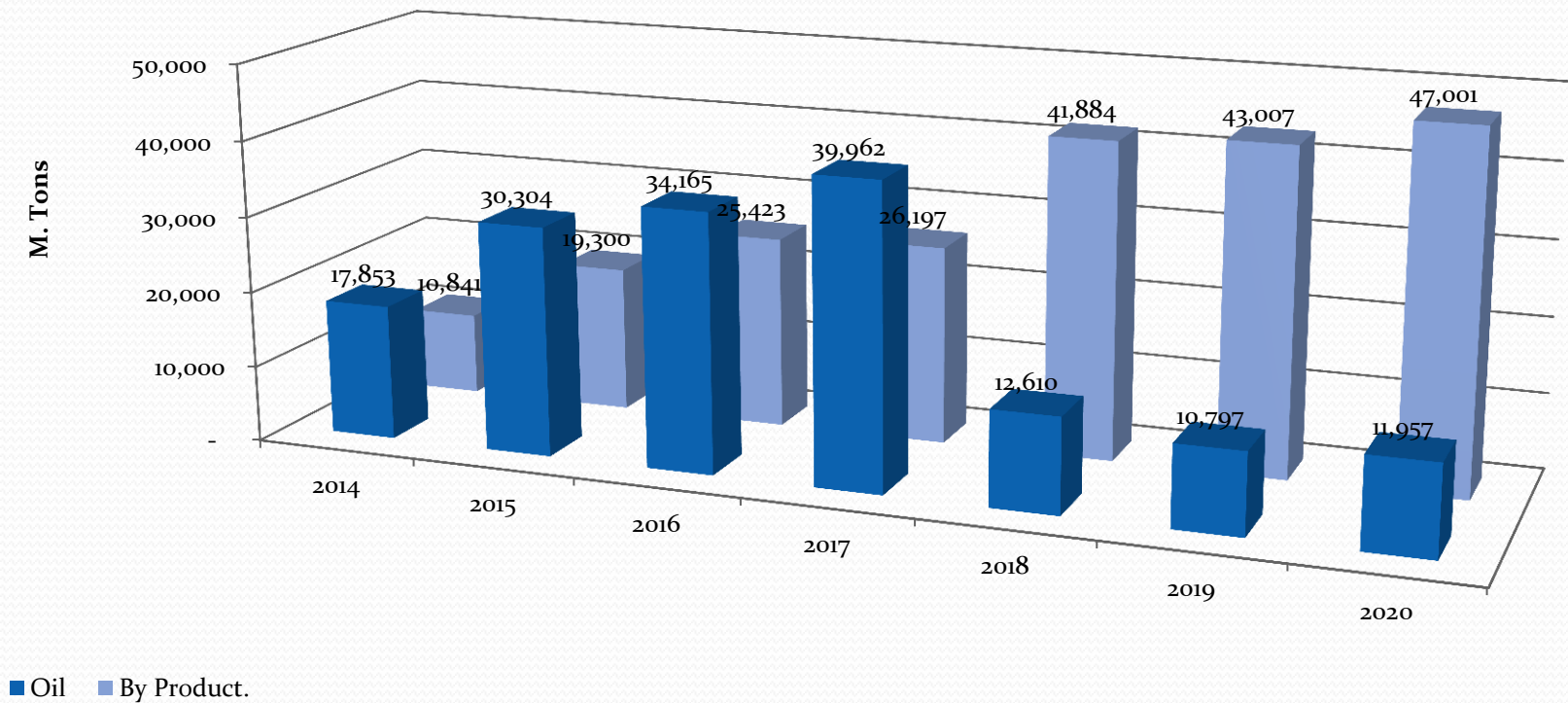
- Company in Brief
- Operational Performance
- Financial Performance
- Operating and Financial Data of Seven Years
- Question and Answers

Company in Brief

- S.S. Oil Mills Limited owns a modern Edible Oil Solvent Extraction Plant, situated at Vehari. The project incorporates the latest techniques of processing, oilseed storage and quality control systems to ensure a consistently high standard in its products. The plant's capacity for processing of oilseeds exceeds 90,000 M. Tons per annum over 300 days operating season.
- The Company was incorporated on August 21, 1990 as a Public Limited Company and its shares are quoted on the Pakistan Stock Exchange. The principal object of the Company is to carry on the business of Extracting, Processing and sale of Edible Oil, Meal and bye products.

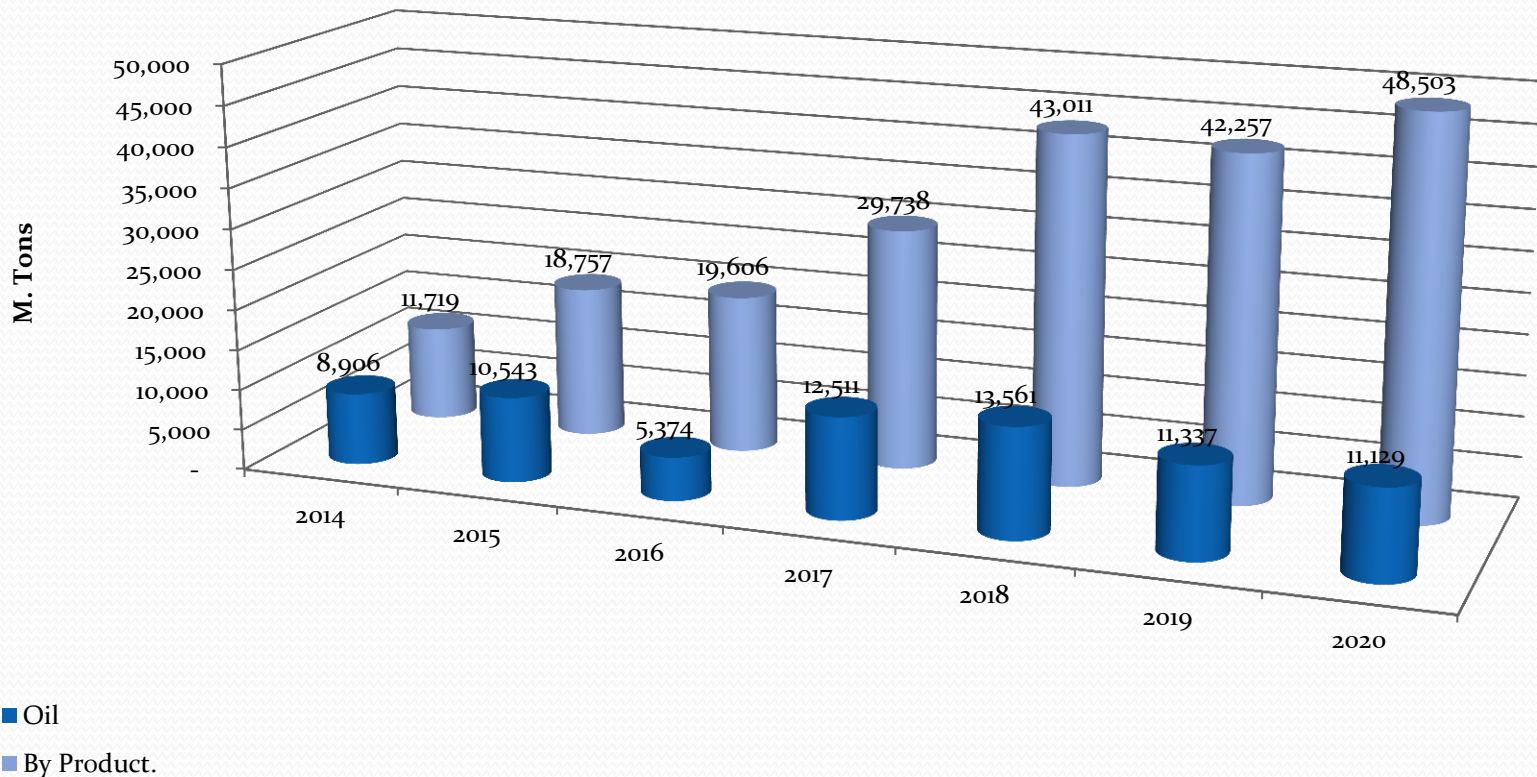
Operational Performance

Production of oil and By Product



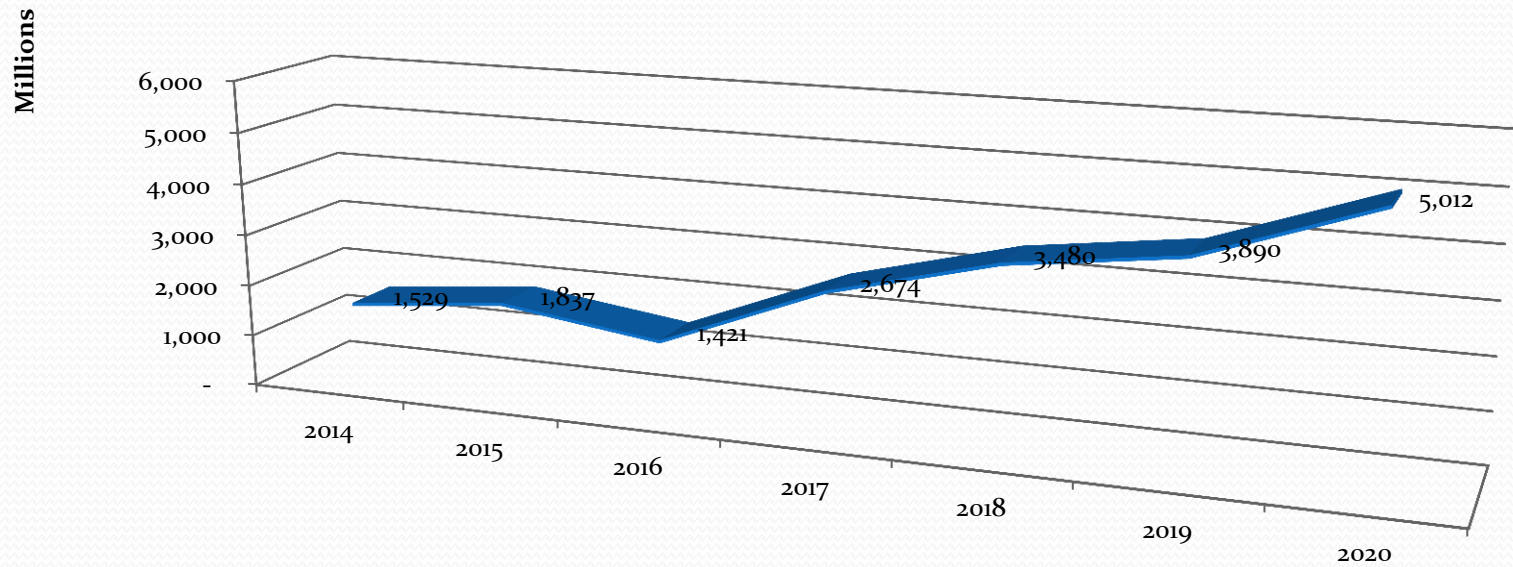
Operational Performance

Sale of oil and By Product



Financial Performance

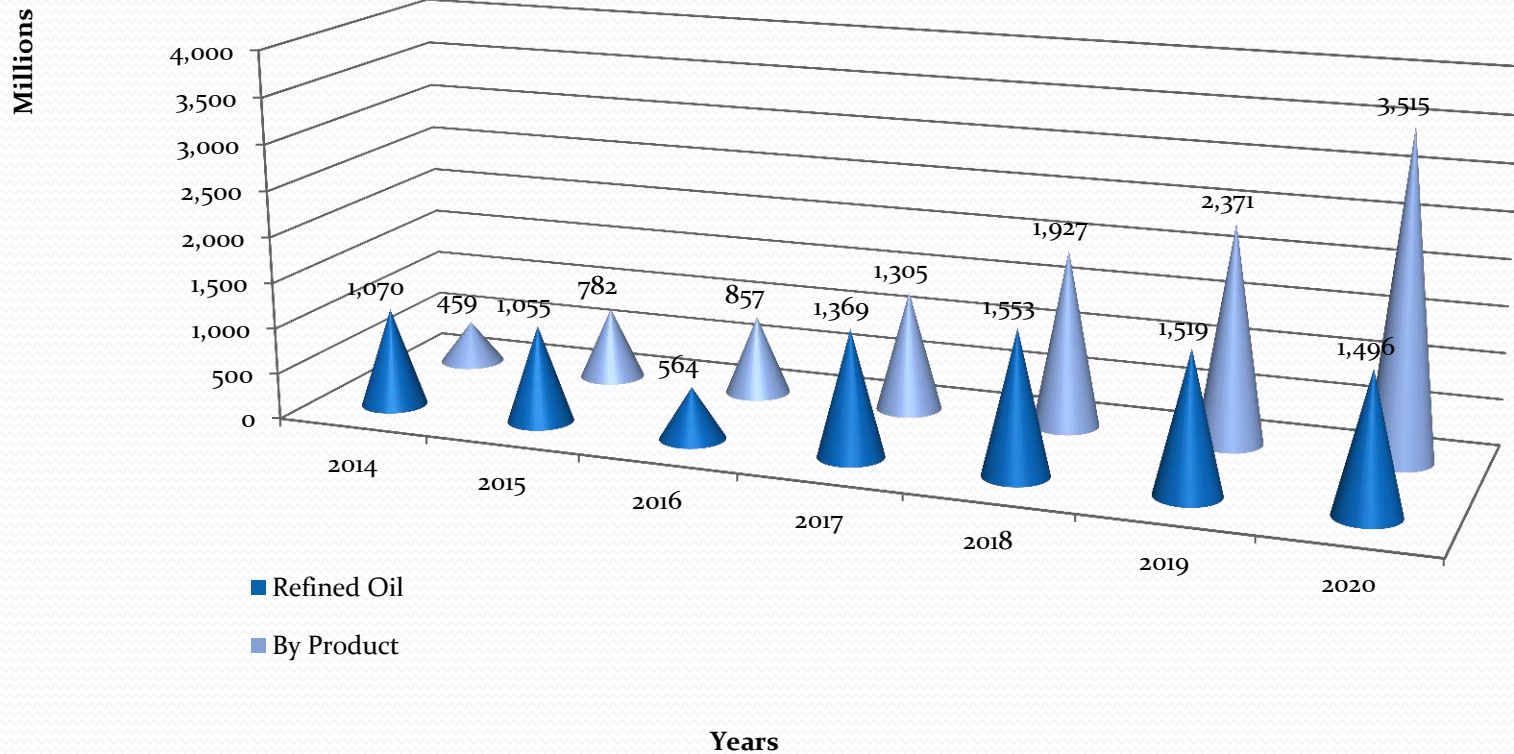
Total Sales



Financial Performance

Sale of oil and By Product

Gross Sales



Operating and Financial Data of Seven Years

	2014	2015	2016	2017	2018	2019	2020
Sales	1,528,661,058	1,837,061,912	1,421,340,266	2,674,122,680	3,479,731,550	3,890,162,788	5,011,834,462
Cost of Goods Sold	1,435,275,470	1,746,878,928	1,319,820,100	2,543,101,055	3,318,027,883	3,660,642,454	4,693,181,200
Gross Profit	93,385,588	90,182,984	101,520,166	131,021,625	161,703,667	229,520,334	318,653,262
Operating Profit	69,260,876	67,146,549	70,515,865	91,934,797	124,684,768	186,778,177	277,174,710
Profit Before Tax	31,920,290	3,271,499	15,759,125	38,094,460	33,580,284	43,678,950	80,240,850
Profit After Tax	24,347,914	(9,098,091)	10,536,643	20,781,498	12,357,693	13,134,221	28,626,093
Paid Up Capital	56,584,000	56,584,000	56,584,000	56,584,000	56,584,000	56,584,000	56,584,000
Current Assets	600,257,189	928,070,722	1,028,704,761	1,384,709,725	1,199,535,510	1,707,629,660	2,319,975,059
Current Liabilities	320,313,973	662,299,145	727,933,015	1,070,407,139	882,182,269	1,366,839,956	1,942,834,130