

S.S. OIL MILLS LIMITED

Corporate Briefing Session

27-10-2022



INDEX

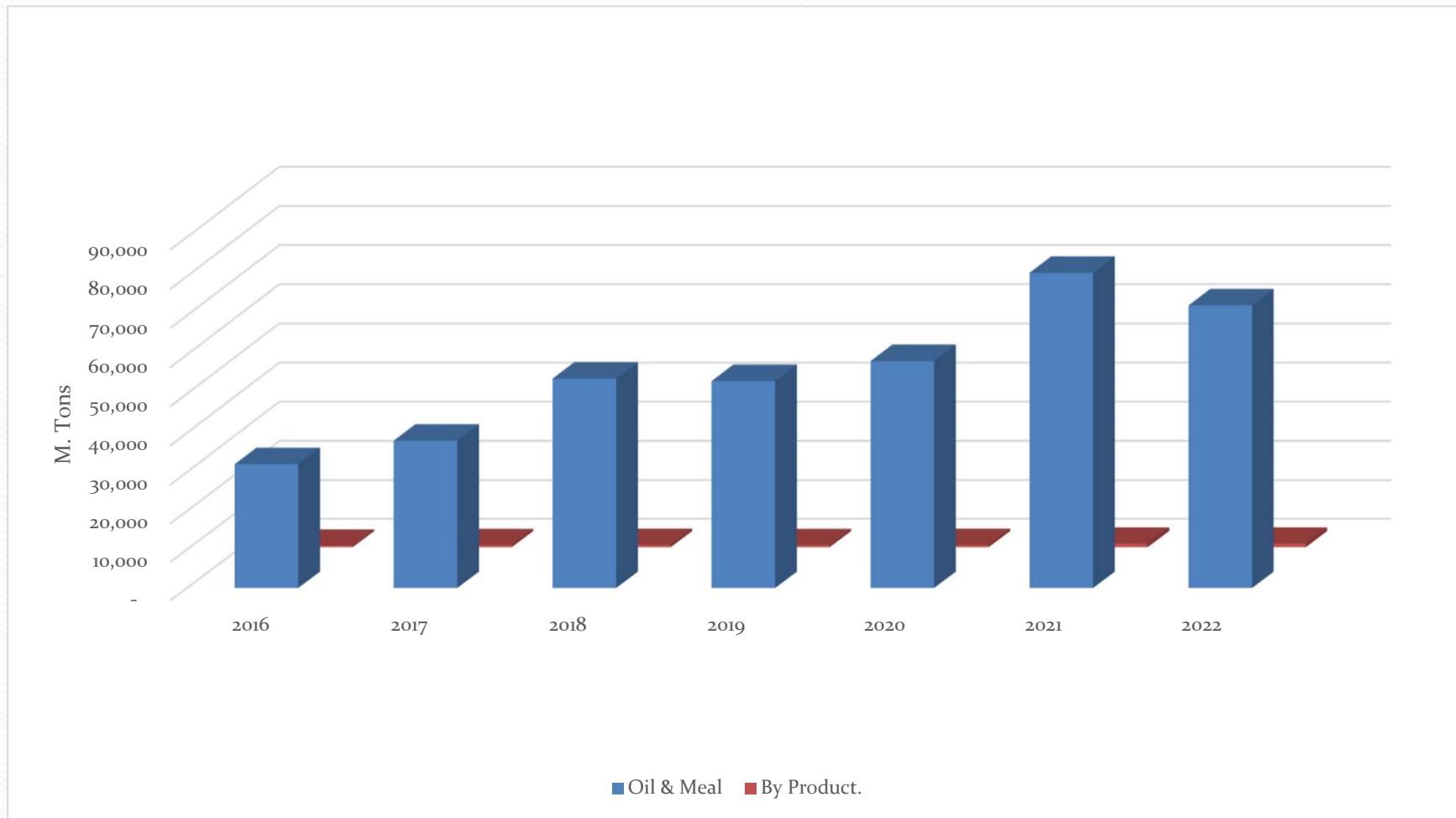
- Company in Brief
- Operational Performance
- Financial Performance
- Operating and Financial Data of Seven Years
- Question and Answers

Company in Brief

- S.S. Oil Mills Limited owns a modern Edible Oil Solvent Extraction Plant, situated at Vehari. The project incorporates the latest techniques of processing, oilseed storage and quality control systems to ensure a consistently high standard in its products. The plant's capacity for processing of oilseeds exceeds 90,000 M. Tons per annum over 225 days operating season.
- The Company was incorporated on August 21, 1990 as a Public Limited Company and its shares are quoted on the Pakistan Stock Exchange. The principal object of the Company is to carry on the business of Extracting, Processing and sale of Edible Oil, Meal and bye products.

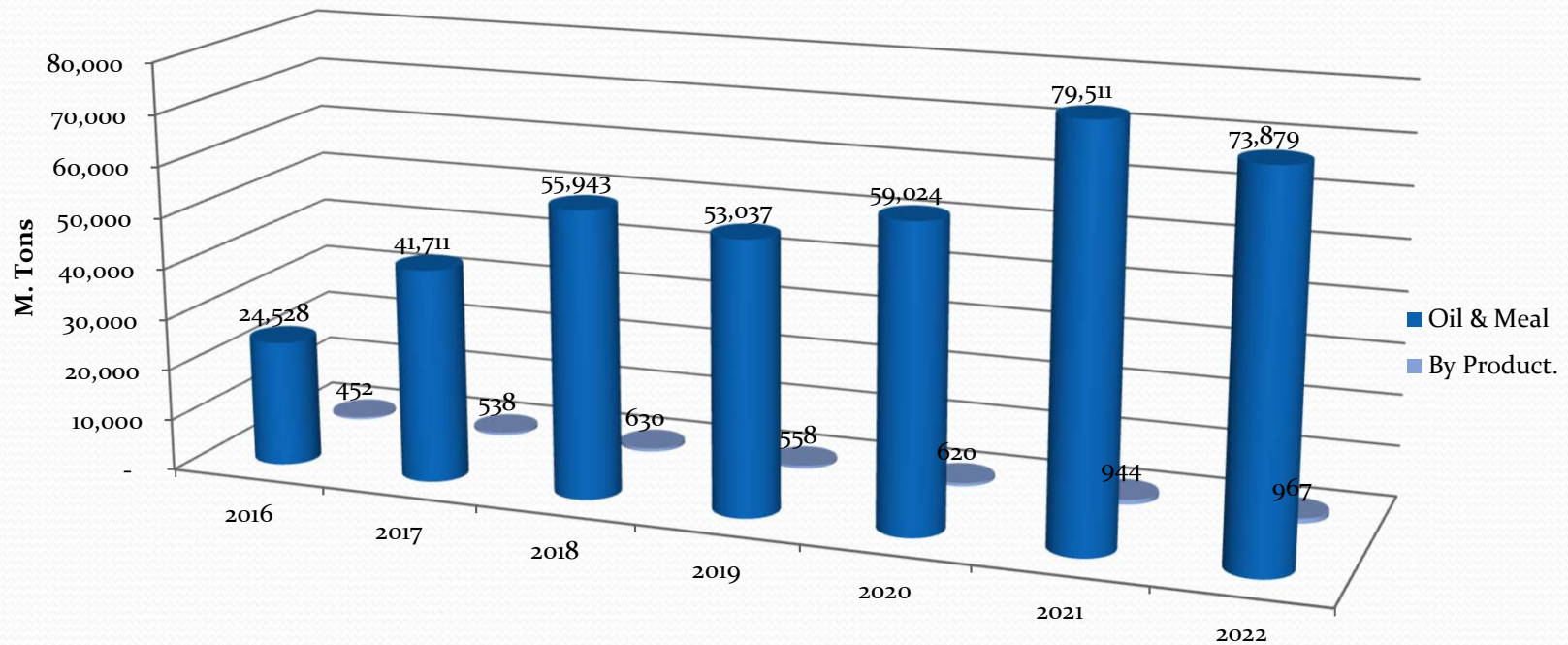
Operational Performance

Production of oil and By Product



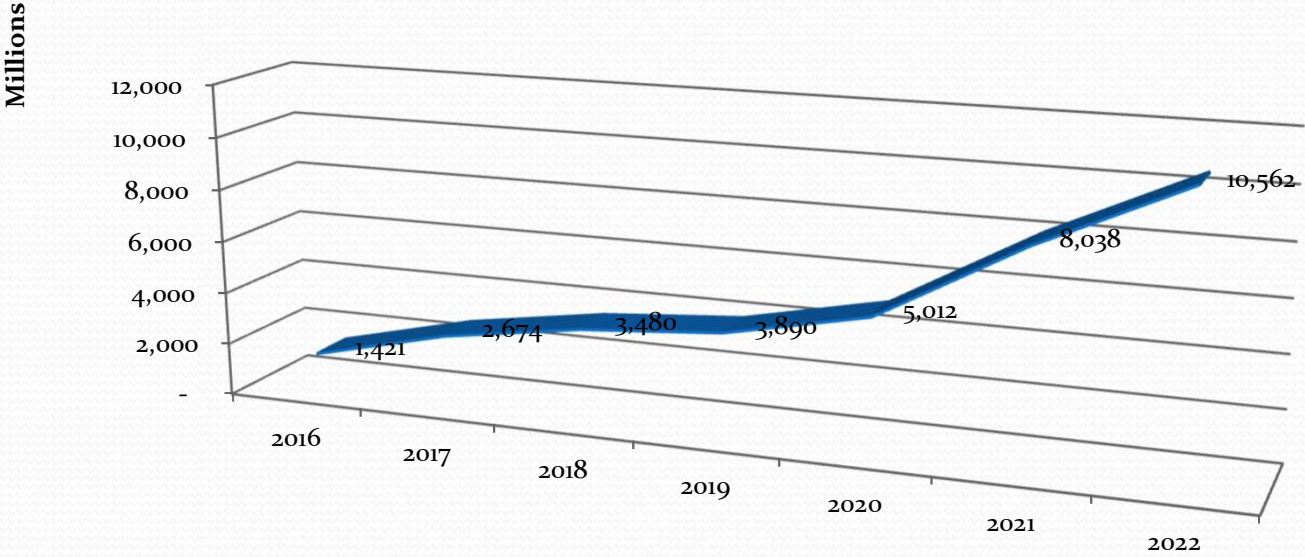
Operational Performance

Sale of oil and By Product



Financial Performance

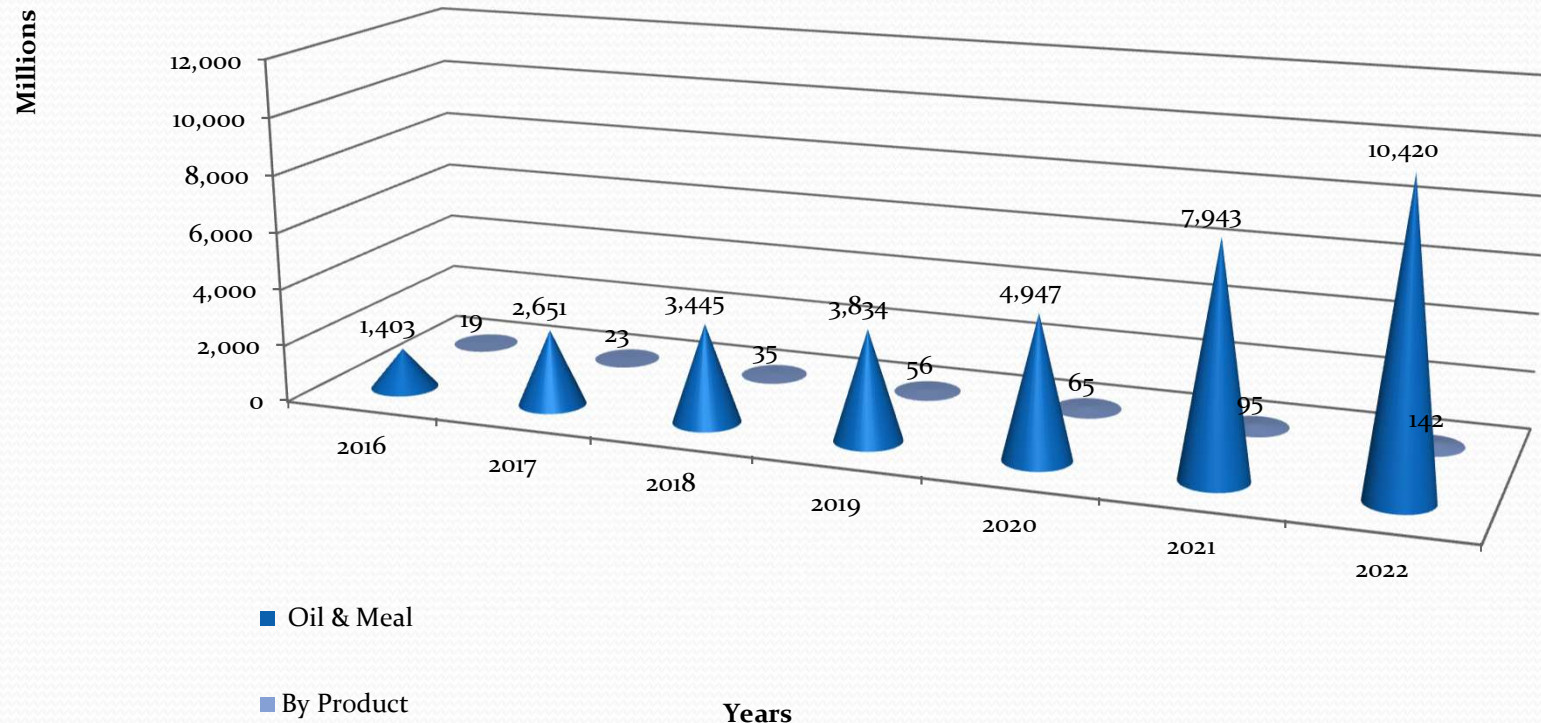
Total Sales



Financial Performance

Sale of oil and By Product

Gross Sales



Operating and Financial Data of Seven Years

3

	2016	2017	2018	2019	2020	2021	2022
Sales	1,421,340,266	2,674,122,680	3,479,731,550	3,890,162,788	5,011,834,462	8,037,744,886	10,562,344,900
Cost of Goods Sold	1,319,820,100	2,543,101,055	3,318,027,883	3,660,642,454	4,693,181,200	7,397,082,598	9,837,456,566
Gross Profit	101,520,166	131,021,625	161,703,667	229,520,334	318,653,262	640,662,288	724,888,334
Operating Profit	70,515,865	91,934,797	124,684,768	186,778,177	277,174,710	593,827,214	661,562,045
Profit Before Tax	15,759,125	38,094,460	33,580,284	43,678,950	80,240,851	441,479,875	419,328,759
Profit After Tax	10,536,643	20,781,498	12,357,693	13,134,221	28,626,093	311,573,875	219,927,582
Paid Up Capital	56,584,000	56,584,000	56,584,000	56,584,000	56,584,000	56,584,000	56,584,000
Current Assets	1,028,704,761	1,384,709,725	1,199,535,510	1,707,629,660	2,319,975,059	2,467,126,327	2,986,390,670
Current Liabilities	727,933,015	1,070,407,139	882,182,269	1,366,839,956	1,942,834,131	1,804,649,972	2,098,364,401